

Research



Cite this article: Baker BH, Sultan SE, Lopez-Ichikawa M, Waterman R. 2019 Transgenerational effects of parental light environment on progeny competitive performance and lifetime fitness. *Phil. Trans. R. Soc. B* **374**: 20180182. <http://dx.doi.org/10.1098/rstb.2018.0182>

Accepted: 14 November 2018

One contribution of 13 to a theme issue ‘The role of plasticity in phenotypic adaptation to rapid environmental change’.

Subject Areas:

ecology, evolution, plant science

Keywords:

adaptive plasticity, shade plasticity, non-genetic inheritance, parental effects, plant competition, *polygonum*

Author for correspondence:

Sonia E. Sultan
e-mail: sesultan@wesleyan.edu

Electronic supplementary material is available online at <https://dx.doi.org/10.6084/m9.figshare.c.4341584>.

Transgenerational effects of parental light environment on progeny competitive performance and lifetime fitness

Brennan H. Baker, Sonia E. Sultan, Maya Lopez-Ichikawa and Robin Waterman

Biology Department, Wesleyan University, Middletown, CT 06459, USA

BHB, 0000-0001-5459-9141; SES, 0000-0001-8815-6437

Plant and animal parents may respond to environmental conditions such as resource stress by altering traits of their offspring via heritable non-genetic effects. While such transgenerational plasticity can result in progeny phenotypes that are functionally pre-adapted to the inducing environment, it is unclear whether such parental effects measurably enhance the adult competitive success and lifetime reproductive output of progeny, and whether they may also adversely affect fitness if offspring encounter contrasting conditions. In glasshouse experiments with inbred genotypes of the annual plant *Polygonum persicaria*, we tested the effects of parental shade versus sun on (a) competitive performance of progeny in shade, and (b) lifetime reproductive fitness of progeny in three contrasting treatments. Shaded parents produced offspring with increased fitness in shade despite competition, as well as greater competitive impact on plant neighbours. Inherited effects of parental light conditions also significantly altered lifetime fitness: parental shade increased reproductive output for progeny in neighbour and understorey shade, but decreased fitness for progeny in sunny, dry conditions. Along with these substantial adaptive and maladaptive transgenerational effects, results show complex interactions between genotypes, parent environment and progeny conditions that underscore the role of environmental variability and change in shaping future adaptive potential.

This article is part of the theme issue ‘The role of plasticity in phenotypic adaptation to rapid environmental change’.

1. Introduction

It is increasingly recognized that even the relatively rapid process of contemporary selective evolution [1] may be too slow to permit organisms to adaptively keep pace with rapidly changing environments [2–6], and that individual plasticity may provide a critical source of adaptive adjustment over very short timescales (e.g. [7,8]; reviewed in [9–12]). However, the adaptive effectiveness of plastic response may be limited by the time required for the developing individual to perceive its environment and initiate appropriate phenotypic adjustments [13–16]. This time lag is eliminated (in all but the inducing generation) in plant and animal taxa that express adaptive transgenerational plasticity, whereby individuals respond to specific environmental states by modifying traits of their progeny in ways that *preadapt* them to those same conditions ([17–28] in plants and [29–33] in animals). Because this mode of phenotypic change can be induced after just one generation in a new environment, and may be expressed in many offspring at once in that environment, transgenerational effects may enhance a population’s persistence in the face of variable or rapidly changing conditions [34–38]. Note that these inherited changes to progeny phenotypes are not simply ‘silver spoon’ effects [39], in which maternal plants and animals in favourable conditions produce higher quality, more well-provisioned progeny that have universally enhanced growth, competitive success and fecundity (reviewed in

[40–46]). These positive effects of favourable maternal conditions are unlikely to provide adaptation to anthropogenically changed environments, which generally entail abiotic or biotic stresses. Rather, plastic transgenerational effects may provide such ‘adaptive rescue’, because they consist of changes to offspring made by parents in response to particular—often stressful—environments that confer the specific traits necessary for maximizing fitness in those environments.

Not surprisingly, this remarkable aspect of plasticity has excited a great deal of interest as a potential source of rapid adaptive change in natural populations facing new challenges. Yet two key questions remain to be answered in order to evaluate its potential impact in natural systems [47,48]. First, *do transgenerational effects of parental environment significantly alter the realized success of offspring?* Among published studies that show beneficial transgenerational effects of parental stresses on progeny development in similar conditions (see references above), very few have directly tested effects on either key ecological interactions such as competition [49] or lifetime reproductive fitness [50]. Apart from a small number of cases that document positive effects on juvenile survival [23,26,31,51] or reproductive output (to date, in arthropods only: [52–54]), the vast majority of such studies in both animals and plants focus on progeny size traits such as rosette diameter [55], larval size [56], or biomass [24,27,57], or on the size or number of defensive structures [29,58]. While such growth traits may influence reproductive output in various circumstances, direct measures of fitness impact are essential to assess the adaptive significance of transgenerational effects.

Second, *does the direction of such fitness effects (positive or negative) vary depending on the environment?* The ecological and fitness consequences of inherited plastic modifications (unlike ‘silver spoon’ effects) will likely be context-dependent: if parent individuals respond to an environmental challenge by producing progeny able to withstand that particular challenge; this phenotype may comprise an adaptive *mismatch* in contrasting conditions with different phenotypic optima [50,59–61]. In other words, inherited effects of parental environments on development may be maladaptive rather than adaptive, if progeny individuals encounter dissimilar rather than similar environmental conditions. If this is the case, the fitness consequences of transgenerational effects will depend crucially on the interplay of spatial and temporal environmental variability with both dispersal and seed (or egg) longevity. Testing for context-dependent fitness impacts requires transgenerational studies designed to include ecologically realistic alternative offspring environments that can reveal potentially maladaptive effects (e.g. [23,24,54,62]).

Rigorous tests for adaptive consequences of transgenerational effects require a two-step experimental design that isolates progeny variation due to parental environment from variation due to parental genotype [38,50]: (i) replicate parents of each experimental genotype must be raised in two (or more) treatments to generate progeny differing only in parental environment, and (ii) these sets of progeny must be tested factorially in two (or more) offspring treatments; these treatments need not be identical to the parent environments, but they must have different adaptive optima. Clearly, such tests will be most meaningful if they are carried out with naturally evolved systems, and in ecologically relevant alternative environmental states; in addition, an accurate measurement of lifetime fitness is essential. Here, we present a study using naturally evolved (field-based) genotypes of

Polygonum persicaria, a widespread herbaceous plant of diverse temperate habitats. This species offers three key experimental advantages: first, it has a mixed breeding system (i.e. populations undergo both outcrossing and self-fertilization; [63]), so genotypes are diverse, as in most systems, yet can be intensively inbred to produce isogenic replicate parents [64]. Second, *P. persicaria* is an obligate annual, so total reproductive output (i.e. fitness) can be directly measured. Finally, the range and variability of major environmental factors have been characterized for natural source populations [65], providing a robust context for the design of experimental treatments [15].

We investigated transgenerational effects of parental environment on progeny competitive performance and lifetime fitness, in response to a key environmental variable for plants: light. Light conditions vary in all natural plant habitats [66], as incident solar radiation is mediated in both quantity and spectral quality by canopy and neighbour shade [67]. Because different phenotypes are required for maximizing growth and competitive success in shaded versus full-sun conditions ([66,68,69], and references therein), any transgenerational effects of parental light environment could potentially influence progeny fitness in alternative conditions. Within- and among-site patterns of light variation are expected to change in future climatic and atmospheric conditions, reflecting denser canopies in some systems [66] and sunnier, drier conditions in others [70–73]. Moreover, increased variability in temperature and precipitation [74–76] may lead to greater year-to-year variation for patterns of neighbour shade in herbaceous communities.

We carried out two related experiments to test the transgenerational fitness effects of full sun versus simulated understorey shade as parental environments. The design allowed us to separately evaluate the effects of parental environment and genotype, and to test for genotypic differences in transgenerational effects. For a multi-population sample of five genotypes, we grew replicate parent plants in contrasting glass-house light treatments and then examined the effects of parental sun versus shade on (a) progeny competitive performance; and (b) total lifetime fitness in three alternative offspring environments: sunny dry conditions, severe understorey shade and neighbour shade. To gain insight to the causes of fitness variation, we also measured three growth traits: height extension, which plays a key role in competitive interactions [77]; timing of reproductive onset, which can strongly affect lifetime reproductive output in plants [63,78], and total vegetative biomass, which contributes to reproductive potential [64]. These data provide evidence that transgenerational plasticity in response to parental shade may have a surprisingly strong positive effect on the ecological interactions and reproductive fitness of progeny growing in shade, but an even stronger negative effect on fitness if progeny instead encounter sunny, dry conditions.

2. Methods

(a) Study system

Polygonum persicaria is a common Eurasian annual plant naturalized in North America [79,80]. Previous studies have documented inherited effects of both parental moisture and parental light conditions on seedling development in this species [24,81,82]. In order to sample from the species’ genotypic diversity, genotypes were drawn from three typical northeastern US populations: a moist pasture in full sun (MHF population; Northfield, MA), a moist, moderately shaded field (TP population; Dover, MA) and

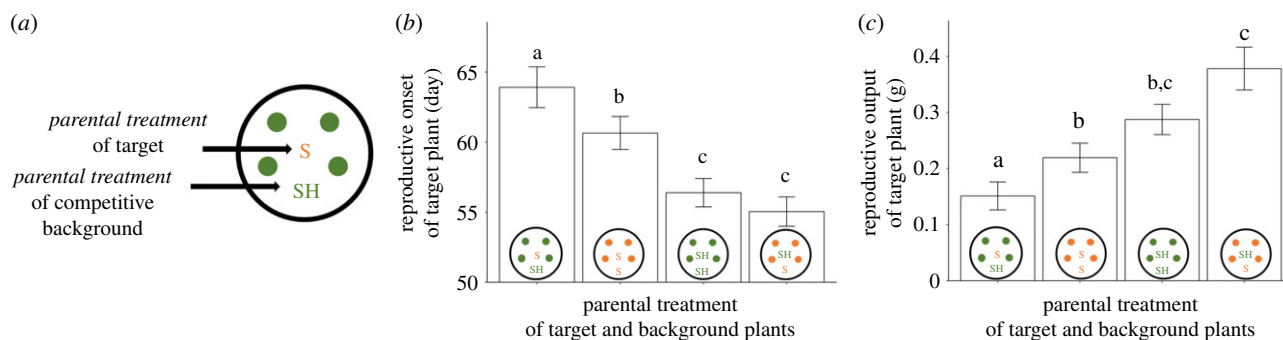


Figure 1. Effects of parental light treatment on the performance of central target plants in competitive arrays. (a) Design and labelling of competitive arrays (one of four factorial arrays is shown as an example): one parental sun (S) target plant is surrounded by five parental shade (SH) background plants of the same genotype. Means \pm s.e. for each type of array are shown (pooled across 5 *P. persicaria* genotypes) for (b) number of days to reproductive onset and (c) lifetime reproductive output. Letters indicate significant differences based on *post hoc* Tukey's HSD tests (details in Methods). (Online version in colour.)

an organic farm (full sun with neighbour shade; NAT population, Natick, MA; see [65] for site details). Note that this multi-population sample is intended to provide a robust basis for (i) evaluating trans-generational effects in this species and (ii) testing for potential genotypic variation in these effects, and not to resolve the distribution of such variation within versus among populations; see [24,26] for related studies using this same sample design. Field-collected achenes (one-seeded propagules) were inbred under uniform glasshouse conditions for four generations to produce highly inbred (selfed full-sib) genetic lines (hereafter 'genotypes').

(b) Parental generation

Replicate parent plants of each inbred genotype were grown in both sun and shade glasshouse treatments to produce genetically uniform offspring that differed only in parental light environment (see [26,81,83]).

Fifth-generation inbred achenes of 5 genotypes (2 MHF, 2 TP and 1 NAT; see above) were stratified in distilled water at 4°C for seven weeks, sown into flats of moist vermiculite, and randomly positioned on a glasshouse bench (1 June 2012). At the first true leaf stage (4–6 days after emergence), seedlings of each genotype were individually transplanted into 1 l clay pots filled with a 1 : 1 : 1 mix of sterilized topsoil : horticultural sand : fritted clay (Turface™, Profile Products, Buffalo Grove, IL, USA) pre-moistened with 250 ml water. Five days after transplant, replicate seedlings of each genotype were randomly assigned to each of two parental glasshouse treatments. In the parental sun treatment, plants received 100% of incident light (*ca* 1300–1800 $\mu\text{mol m}^{-2} \text{s}^{-1}$ midday photosynthetically active radiation (PAR)) with a red : far red (R : FR) spectral ratio of *ca* 1.0 (measured with an SKR R : FR meter; Skye Instruments, Llandrindod Wells, UK). The parental shade treatment consisted of a metal frame covered by 80% neutral-density shade cloth (PAK Unlimited, GA, USA) overlaid with strips of green plastic filter (no. 138; Lee Filters, Burbank, CA, USA), providing plants with *ca* 260 $\mu\text{mol m}^{-2} \text{s}^{-1}$ midday PAR and an R : FR ratio \approx 0.7, which agrees with measured R : FR ratios in shaded natural *Polygonum* habitats [84]. Equidistant 3.5 cm diameter holes cut in the shade cloth provided parental shade plants with a daily 15 min sunfleck, simulating understory conditions [85]. Parental plants in both treatments were kept at field capacity moisture and grown for nine weeks, with bench positions re-randomized weekly. Self-fertilized, full-sib achenes produced by the 10 experimental parent units (5 genotypes \times 2 parental treatments) were harvested, air-dried and stored at 4°C.

(c) Competition experiment

For each genotype, 250 achenes from a parent plant grown in parental sun and 250 achenes of that genotype grown in parental shade were germinated in 100 mm Petri plates lined with moist filter

paper and positioned randomly on a glasshouse bench (7 June 2017). Plates were monitored twice daily for germination. As soon as the radicle began to emerge, new germinants were immediately transplanted into 1 l clay pots (filled as described above but with a protective 1 cm top layer of moist vermiculite) in pentagonal competitive arrays that each consisted of a central target plant and five surrounding, equidistant neighbour (competitive background) plants. These spatial arrays were set up to test competitive interactions in all four possible combinations of parental sun or shade target plants, and parental sun or shade competitive backgrounds (i.e. parental sun target/parental sun background, parental sun target/parental shade background; parental shade target/parental sun background; parental shade target/parental shade background, figure 1a). For each genotype, 10 replicate arrays were set up for each of the four parental treatment combinations. The overall experimental design was: 5 genotypes \times 2 parental treatments of target plant (target PT) \times 2 parental treatments of competitive background plants (background PT) \times 1 replicate array per block \times 10 blocks = 200 competitive arrays.

Competitive arrays were set in a randomized complete block design (with separate blocks set across multiple glasshouse benches) under moderate shade tents (as described above in §2b) at *ca* 235 \pm 32 $\mu\text{mol m}^{-2} \text{s}^{-1}$ midday PAR (R : FR \approx 0.7) and grown at 100% field capacity moisture for 13–14 weeks, a period of time corresponding to the full length of a natural growth season for the source *Polygonum* populations. The distance between individual plants in the competitive arrays (equivalent to 490 individuals per m^2) corresponds to high-density conditions observed in natural *Polygonum* field populations [86,87].

(d) Contrasting offspring treatments

Eight replicate offspring from each (genotype and parental treatment) experimental unit (1–3 replicate parent individuals per unit) were stratified (see §2a), germinated as described below, and grown in a randomized split-plot design in each of three glasshouse growth treatments: neighbour shade, severe shade and sunny dry. Plants were harvested after 13–14 weeks in treatment. In each treatment, midday light measurements were taken daily for 11 consecutive days (midway through the experiment) to calculate mean midday PAR, and six soil moisture measurements were taken (SM 150 soil moisture kit, Delta-T Devices, Cambridge, UK) to determine mean soil moisture. R : FR light wavelength ratios are reported based on prior studies using the same glasshouse treatments [84,88]. The experimental design was: 5 genotypes \times 2 parental treatments \times 3 offspring treatments \times 8 blocked replicates per offspring treatment (total $N = 240$ plants).

Severe shade and sunny dry offspring treatments: for each genotype, 48 achenes produced by a parent individual grown in parental sun, and 48 achenes from a parent individual of the same

genotype grown in parental shade, were sown as described in §2b (31 May 2017) and individually transplanted at the first true leaf stage into 1 l clay pots (see §2b; 15 June 2017). In the severe shade treatment, plants were grown at 100% field capacity moisture under the shade tents described in §2b but with an additional layer of 30% neutral-density shade cloth (PAK Unlimited, GA, USA), resulting in midday PAR levels of $ca\ 126 \pm 20\ \mu\text{mol m}^{-2}\text{s}^{-1}$ and $R:FR \approx 0.7$. In the sunny dry treatment, plants received 100% of full glasshouse sun ($ca\ 1569 \pm 252\ \mu\text{mol m}^{-2}\text{s}^{-1}$ midday PAR, $R:FR \approx 1$) and were manually given 10–15 ml water 1–4 times per day as needed to maintain uniform moisture stress in all pots ($ca\ 23\%$ of soil field capacity by weight), such that every plant wilted for 2–3 h at midday.

Neighbour shade offspring treatment: the neighbour shade treatment was set up as described in §2c for competitive arrays, except that all plants in a single array were from the same genotype and parental treatment (8 pots per genotype \times parental treatment combination).

(e) Data collection

Flowering (defined as the first day on which the open perianth of at least one flower on the plant was visible) was monitored daily to determine the number of days to reproductive onset. Plant height (cm from base to apex) was measured weekly in juvenile plants (weeks 3–6 in severe shade, sunny dry and neighbour shade treatments; weeks 1–6 in the competition experiment). Starting at week 9 in treatment, mature achenes were collected weekly (to prevent the loss of ripe achenes), air-dried and weighed. At final harvest, vegetative and reproductive tissues (including mature and immature achenes, flowers and peduncles; mature achenes typically compose $\geq 95\%$ of reproductive tissue mass, S. E. Sultan 2001, unpublished data) were separately harvested. The air-dried masses of reproductive tissues collected at harvest were summed with previously collected achenes to determine lifetime reproductive output (g). Vegetative tissues were collected, dried at 100°C for ≥ 1 h and then at 65°C for ≥ 48 h, and weighed, to determine vegetative biomass (g). For the neighbour shade treatment and the competition experiment, traits were measured only for the target plant in each array. Owing to insufficient germination, nine drought-stressed plants that never reached maturity, and the exclusion of one to six outliers per trait (data points that >1.5 times the interquartile range below the first quartile or above the third quartile), the final samples sizes for each trait were $N = 223$ (days to reproductive onset), $N = 225$ (lifetime reproductive output), $N = 238$ (plant height) and $N = 201$ (vegetative biomass, owing to oven malfunction) in the contrasting offspring environments, and $N = 189$ (days to reproductive onset), $N = 191$ (lifetime reproductive output), $N = 129$ (vegetative biomass, owing to oven malfunction) and $N = 193$ (plant height) in the competition experiment.

(f) Data analysis

Statistical analyses were performed with JMP Pro 13 (SAS Institute, Cary, NC, USA) and graphing was done with R v. 3.3.3 (R Core Team 2017; <https://www.r-project.org/>). Type I error was controlled using false discovery rate (FDR)-adjusted p -values following the Benjamini & Hochberg method, with an FDR of 5% [89].

(i) Competition experiment

Analysis of variance (ANOVA) with type III sums of squares was used to analyse the (fixed) effects on target plant traits of *target parental treatment (PT)*, *background PT*, *genotype*, all two-way and three-way interactions and *block*. These main and interaction effects on plant height over time were tested by multivariate repeated-measures ANOVA [90]; following a significant sphericity χ^2 test, multivariate Wilks' lambda was used to assess effect significance

[91]. To examine the extent to which variation in lifetime reproductive output was explained by transgenerational effects on reproductive timing, we carried out analysis of covariance (ANCOVA), testing the main and interaction effects of target and background plant parental treatments, genotype and block, and including days to reproductive onset as a covariate. Genotype was treated as a fixed effect because the sample was drawn from specific populations representing the species' ecological breadth and used in previous studies [26]. Lifetime reproductive output and vegetative biomass were Box–Cox transformed to meet the ANOVA assumption of homoscedasticity. Effect sizes were calculated as partial eta-squared (η_p^2) [92], a metric that is robust for comparing effect sizes across traits within a single dataset [92,93].

To evaluate the magnitude of the main effects of target PT (averaged across both genotypes and background plant PT), we calculated the mean per cent change of all target plants due to their parents' light treatment, using the equation: $100\% \times (\text{trait mean}_{\text{PARENTAL SHADE}} - \text{trait mean}_{\text{PARENTAL SUN}}) / \text{trait mean}_{\text{PARENTAL SUN}}$. We similarly calculated the mean per cent change of target plants due to the parental treatment of the background plants. To precisely resolve significant target PT \times background PT interaction effects, *post hoc* Tukey's honest significant difference (HSD) tests were carried out to test for differences between target plant trait means in the four types of competitive array. To examine possible genotype-specific effects of parental sun versus shade, we followed up significant genotype \times target PT and genotype \times background PT interaction terms with simple effects tests [94].

(ii) Contrasting offspring treatments

ANOVA with type III sums of squares was used to analyse the (fixed) effects on offspring traits of *parental treatment (PT)*, *parental shade versus parental sun*, *offspring treatment (OT)*, *severe shade*, *neighbour shade* or *sunny dry*, *genotype*, all two-way and three-way interactions and *block* (nested within offspring treatment) (see [26] for a similar analysis). We used ANCOVA to test these main and interaction effects on lifetime reproductive output while including day of reproductive onset as a covariate. As described above, multivariate repeated-measures ANOVA was used to analyse changes in plant height over time. Effect sizes were calculated as partial eta-squared (η_p^2). All traits were Box–Cox transformed to meet the assumptions of ANOVA.

Significant (and marginally non-significant) parental treatment \times offspring treatment interaction effects were followed with simple main effects tests of differences due to parental treatment within each offspring treatment. To further examine the offspring treatment-specific effects of parental treatment on each trait, the mean per cent change (pooled across genotypes) due to parental shade versus parental sun was calculated in each offspring treatment using the equation: $100\% \times (\text{trait mean}_{\text{PARENTAL SHADE}} - \text{trait mean}_{\text{PARENTAL SUN}}) / \text{trait mean}_{\text{PARENTAL SUN}}$. To examine genotype-specific effects, the significant genotype \times parental treatment \times offspring treatment three-way interaction effect was followed up with simple effects tests to separately assess for each genotype the effect of parental treatment within each offspring treatment.

3. Results

(a) Competition experiment

(i) Progeny of shaded parents showed enhanced performance for both competitive response to neighbours and competitive impact on them

Target plants that were progeny of shaded parents (averaged across the 5 genotypes and 2 background conditions)

maintained high growth and fitness despite competition (*competitive response*), flowering 6.6 days earlier than parental sun target plants, growing 25% taller by week 6, and producing 47% greater vegetative biomass and 92% greater lifetime reproductive output (table 1, effect of target PT on all traits $p < 0.0001^{***}$; figures 1 and 2). When competing against each type of competitive background (either sun progeny or shade progeny), parental shade target plants maintained higher fitness than parental sun targets (cf. Tukey's tests, figure 1*b,c*).

The offspring of shaded parents were also better at competitively suppressing the growth and fitness of neighbours (*competitive effect*) than the offspring of full-sun parents. When grown with parental shade competitive backgrounds, target plants (averaged across both target parental treatments) flowered 2.3 days later than target plants competing with parental sun competitive backgrounds, grew 11% shorter, and produced 26% less vegetative biomass and 30% lower lifetime reproductive output (table 1: effect of background PT on all traits $p < 0.0072^{**}$). Together, the positive effects of parental shade on both response as target plants and impact as background plants resulted in consistent rank ordering of target plant growth and fitness in the four combinatorial arrays: the tallest, earlier-reproducing, highest biomass and highest fitness target plants under competition were shade progeny competing against a competitive background of sun progeny, and the target plants with the *lowest* fitness were sun progeny competing against a competitive background of shade progeny (cf. Tukey's tests; figures 1*b,c* and 2). Based on weekly height measurements, these effects did not diminish over developmental time, and indeed target progeny of sun parents increasingly reduced height extension (significant interaction effects of target PT \times time, background PT \times time; table 2), especially when competing with a shade-progeny background (significant effect of target PT \times background PT on height at week 6, table 1; Tukey's tests, figure 2). Based on ANCOVA, timing of reproductive onset was a significant covariate for lifetime reproductive output ($p < 0.0001^{***}$), but the main effects of target PT and background PT on target plant fitness remained significant ($p < 0.0235^*$ and $p < 0.0008^{***}$, respectively; electronic supplementary material, table S1).

(ii) Effects of parental shade versus sun on competitive performance varied among genotypes

Polygonum genotypes varied in the impact of parental shade versus sun on target plant performance (significant genotype \times target PT interaction effects for all traits; table 1). Genotype by parent treatment interaction effects on the competitive impact of background plants was also highly significant for lifetime reproductive output, but marginally non-significant for growth traits (genotype \times background PT effects; table 1; see electronic supplementary material, figure S1 for effects of target PT and background PT on individual genotypes). Genotypic differences for the effects of both target and competitive background parent treatment significantly affected height over time (significant effects of genotype \times target PT \times time and genotype \times background PT \times time; table 2).

For every target-plant trait (except number of days to reproductive onset), the target PT and background PT together explained more variation than genotype (cf. η_p^2 values, table 1: target PT $\eta^2 \approx 0.18$ – 0.28 ; background PT ≈ 0.09 – 0.12 ; and genotype ≈ 0.22 – 0.29 for those three traits). For lifetime reproductive output, the combined effects of target PT

and background PT explained more variation than did genotype, and the parental environment of the target plant alone had virtually equivalent impact on fitness to its genotype (table 1: $\eta_p^2 = 0.284$, 0.116 and 0.289 , respectively). However, genotype explained substantially more of the variation for number of days to reproductive onset (table 1: η_p^2 : target PT = 0.351 ; background PT = 0.052 ; and genotype = 0.591).

(b) Contrasting offspring treatments

(i) Parental shade increased growth and fitness of progeny in both severe and neighbour shade, but reduced growth and fitness in sunny, dry conditions

Parental treatment resulted in substantial, lifetime effects on progeny growth and fitness; these effects varied significantly depending on offspring treatment (table 3, PT \times OT interaction effects on all traits $p < 0.0001^{***}$; figure 3). Because the effects of parental shade versus sun were positive in the two progeny shade treatments but negative in the progeny sun treatment, the main effect of parental treatment was generally non-significant (table 3). In both severe and neighbour shade, progeny of shaded parents grew taller and larger, and had earlier reproductive onset and greater lifetime reproductive output, than progeny of full-sun parents. However, shade-produced progeny were *shorter*, *smaller* in biomass, *slower* to reproduce and *less* fecund than progeny of full-sun parents in the sunny dry offspring treatment (figure 3*a–d*).

In the severe shade and neighbour shade treatments, juvenile progeny of shaded parents grew significantly taller than progeny of full-sun parents (by 19 and 13%, respectively; $p = 0.028^*$ and 0.003^{**} based on simple effects test of parental treatment within each offspring treatment; figure 3*a*). This height increment was consistent over time (electronic supplementary material, figure S2*a,b*; parental treatment \times time interaction effects $0.269 > p > 0.074$). In the sunny dry treatment, by contrast, progeny of shaded parents initially expressed this same height advantage, but starting in week 4 they became shorter than sun-parent progeny, a height gap that became more pronounced over time as the shade progeny increasingly slowed shoot extension (electronic supplementary material, figure S2*c*; parental treatment \times time interaction $p = 0.039^*$). By harvest, the offspring of shaded parents had produced significantly more vegetative biomass than the offspring of full-sun parents in severe offspring shade (+57%; $p < 0.0188$), and slightly (non-significantly) more in neighbour shade (+8%; $p = 0.702$; figure 3*b*). However, for offspring grown in sunny dry conditions, parental shade resulted in dramatically *decreased* vegetative biomass compared with parental sun (–61%, $p < 0.0001^{***}$; figure 3*b*).

Offspring of shaded parents transitioned to reproduction earlier than offspring of full-sun parents in both severe shade and neighbour shade (8 and 22% earlier, respectively; $p \leq 0.023^*$; figure 3*c*). Parental-environment effects on fitness were surprisingly dramatic: parental shade resulted in 55% greater lifetime reproductive output compared with parental sun for progeny in severe shade ($p \leq 0.0228^*$), and 53% higher reproductive output in neighbour shade ($p = 0.0117^*$) (figure 3*d*). Conversely, in sunny dry conditions, the offspring of shaded parents had a 20% *later* reproductive onset ($p < 0.0001^{***}$; figure 3*c*) and 71% lower lifetime reproductive output ($p < 0.0001^{***}$; figure 3*d*) than offspring of full-sun parents. The impact of parental treatment on lifetime fitness

Table 1. Results of ANOVA for parental effects on competitive performance. Effects of parental treatment of target plant (target PT; parental shade versus parental sun), parental treatment of competitive background (background PT; parental shade versus parental sun) and genotype (G) on target plant fitness traits from three-way ANOVA. Significant p -values (adjusted for false discovery rate) and partial eta-squared (η_p^2) values for each term are shown in italics ($^\dagger p < 0.10$, $*p < 0.05$, $**p < 0.01$, $***p < 0.001$, non-significant $p \geq 0.10$). Details in Methods.

source of variation	d.f.	target plant height at 6 weeks		target plant vegetative biomass		target plant no. days to reproductive onset		target plant lifetime reproductive output	
		p -value	η_p^2	p -value	η_p^2	p -value	η_p^2	p -value	η_p^2
parental treatment of target	1	<0.0001***	0.262	<0.0001***	0.184	<0.0001***	0.351	<0.0001***	0.284
parental treatment of competitive background	1	<0.0001***	0.089	0.0006***	0.123	0.0072**	0.052	<0.0001***	0.116
genotype (G)	4	<0.0001***	0.293	0.0001***	0.220	<0.0001***	0.591	<0.0001***	0.289
target PT × background PT	1	0.0002***	0.316	0.2131	0.077	0.1903	0.100	0.0771 [†]	0.183
G × target PT	4	0.0297*	0.019	0.0160*	0.018	<0.0001***	0.012	<0.0001***	0.020
G × background PT	4	0.0778 [†]	0.117	0.0689 [†]	0.124	0.0723 [†]	0.311	0.0001***	0.188
G × target PT × background PT	4	0.0164*	0.065	0.2131	0.090	0.3541	0.056	0.3115	0.134
block	9 ^a	0.0007***	0.075	0.2131	0.057	0.0723 [†]	0.027	0.0001***	0.029

^aOwing to oven malfunction, block d.f. = 6 for target plant vegetative biomass.

Table 2. Results of repeated-measures ANOVA for parental effects on height extension over time. Effects of parental treatment of target plant (target PT; parental shade versus parental sun), parental treatment of competitive background (background PT; parental shade versus parental sun), genotype (G) and time on target plant height measured weekly over six weeks from a multivariate repeated-measures ANOVA. Significant p -values (adjusted for false discovery rate) are shown in italics ($^{\dagger}p < 0.10$, $*p < 0.05$, $**p < 0.01$, $***p < 0.001$, non-significant (n.s.) $p \geq 0.10$). Details in Methods.

source of variation	d.f.	p -value
time	5, 160	$< 0.0001^{***}$
target PT \times time	5, 160	$< 0.0001^{***}$
background PT \times time	5, 160	0.0034^{**}
genotype (G) \times time	20, 531.6	$< 0.0001^{***}$
target PT \times background PT \times time	5, 160	0.229 n.s.
G \times target PT \times time	20, 531.6	0.0012^{**}
G \times background PT \times time	20, 531.6	0.0138^{*}
G \times target PT \times background PT \times time	20, 531.6	0.061^{\dagger}
block \times time	45, 718.8	$< 0.0001^{***}$

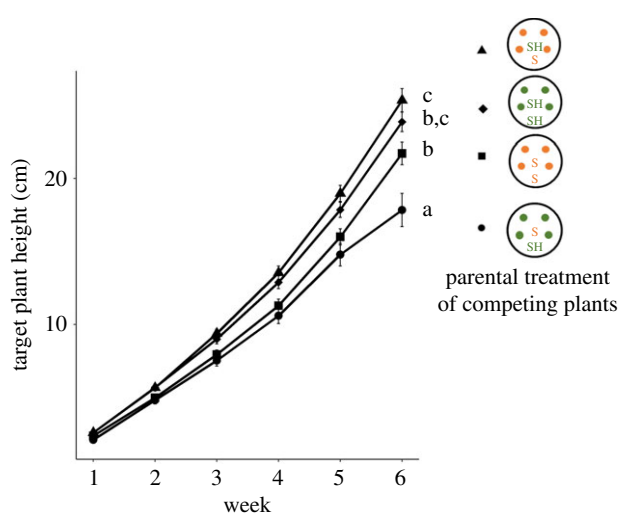


Figure 2. Effects of parental light treatment on target plant height extension over time in competitive arrays. Means \pm s.e. for each type of array are shown (pooled across 5 genotypes); parental treatment of target and background plants (parental sun, S; parental shade, SH) labelled as in figure 1. Letters indicate significant differences based on *post hoc* Tukey's HSD tests (details in Methods). (Online version in colour.)

in contrasting environments was not entirely explained by effects on reproductive timing: although reproductive onset was a significant covariate for total reproductive output ($p < 0.0001^{***}$), both the main effect of parental treatment and the PT \times OT interaction remained significant after accounting for this effect ($p < 0.0355^{*}$ and $p < 0.0002^{***}$, respectively, in ANCOVA; electronic supplementary material, table S1).

(ii) Effects of parental and offspring treatment varied among genotypes

For most traits, the effects of parental as well as progeny treatment varied among genotypes (significant genotype \times PT effects on reproductive onset and total fitness; significant genotype \times OT effects on these traits as well as on plant height; and three-way genotype \times PT \times OT effects on reproductive onset and (marginally non-significantly) plant height; table 3). Such three-way interactions reflect the particular impact of parental environment on each genotype's pattern of

trait expression in the three alternative progeny growth environments (figure 4). For instance, parental shade led to substantially faster reproductive onset for plants of genotype NAT 2 growing in neighbour shade, and a less pronounced but similar effect in severe shade, while plants of genotype MHF 1 showed a pronounced (negative) effect of parental shade on reproductive onset in the sunny dry progeny treatment, but no effect on life-history timing in the shade treatments (figure 4)

The main effect of genotype was significant or marginally non-significant for all traits (table 3). However, with one exception (reproductive onset timing), differences due to offspring treatment-specific effects of parental treatment were greater than those due to genotype (η_p^2 values, table 3; e.g. for total reproductive output, $\eta_p^2 = 0.277$ for PT \times OT interaction effect and $\eta_p^2 = 0.130$ for genotype). Note that, because experimental genotypes were drawn from three distinct populations and thus were not closely related, our sample likely includes large genotypic differences (e.g. relative to genotypic differences within a single natural population). Accordingly, this was a conservative way to test the relative magnitude of inherited environmental versus genotype effects.

4. Discussion

(a) Parental shade significantly enhanced the competitive ability of offspring in shade

Because plants do not grow in isolation, competitive ability is a key fitness factor in natural populations [95,96]. This ability arises from two distinct aspects of plant performance: *competitive effect*, the ability to suppress the growth and reproduction of neighbour individuals, and *competitive response*, the ability to maintain growth and fitness despite the presence of neighbours [97,98]. Success relative to neighbours may result from either aspect of competitive ability [96]; the two are often positively correlated (e.g. [99–103]), but in some systems, individuals show just one type of competitive superiority [97,98,104,105]. We tested the effect of parental shade versus sun on each aspect of competitive ability by factorially varying the parental treatment of competing focal (target) and background plants. Both competitive response and competitive effect were substantially greater in progeny of shaded parents

Table 3. Results of ANOVA for parental effects on growth and fitness in contrasting environments. Effects of parental treatment (PT; parental shade versus parental sun), offspring treatment (OT; severe shade versus neighbour shade versus sunny dry), genotype (G), all two- and three-way interactions and block (nested within offspring treatment) on growth and fitness traits, based on significance tests from a three-way ANOVA. Significant p -values (adjusted for false discovery rate) and partial eta-squared (η_p^2) values for each term are shown in italics ($^{\dagger}p < 0.10$, $^*p < 0.05$, $^{**}p < 0.01$, $^{***}p < 0.001$, non-significant $p \geq 0.10$). Details in Methods.

source of variation	d.f.	plant height		vegetative biomass		no. days to reproductive onset		lifetime reproductive output	
		p -value	η_p^2	p -value	η_p^2	p -value	η_p^2	p -value	η_p^2
parental treatment (PT)	1	0.0411 [*]	0.022	0.2462	0.012	0.4662	0.003	0.0857 [†]	0.018
offspring treatment (OT)	2	<0.0001 ^{***}	0.937	<0.0001 ^{***}	0.678	<0.0001 ^{***}	0.806	<0.0001 ^{***}	0.612
genotype (G)	4	0.0501 [†]	0.049	0.0925 [†]	0.061	<0.0001 ^{***}	0.263	0.0002 ^{***}	0.130
PT × OT	2	0.0017 ^{**}	0.066	<0.0001 ^{***}	0.174	<0.0001 ^{***}	0.169	<0.0001 ^{***}	0.277
G × PT	4	0.5371	0.016	0.2462	0.039	0.0045 ^{**}	0.087	0.0290 [*]	0.063
G × OT	8	0.0191 [*]	0.092	0.7872	0.035	<0.0001 ^{***}	0.271	0.0008 ^{***}	0.148
G × PT × OT	8	0.0985 [†]	0.068	0.7979	0.029	0.0221 [*]	0.099	0.3892	0.047
block (offspring treatment)	21 ^a	<0.0001 ^{***}	0.274	0.0308 [*]	0.192	0.0045 ^{**}	0.213	0.0084 ^{**}	0.202

^aOwing to oven malfunction, block d.f. = 18 for vegetative biomass.

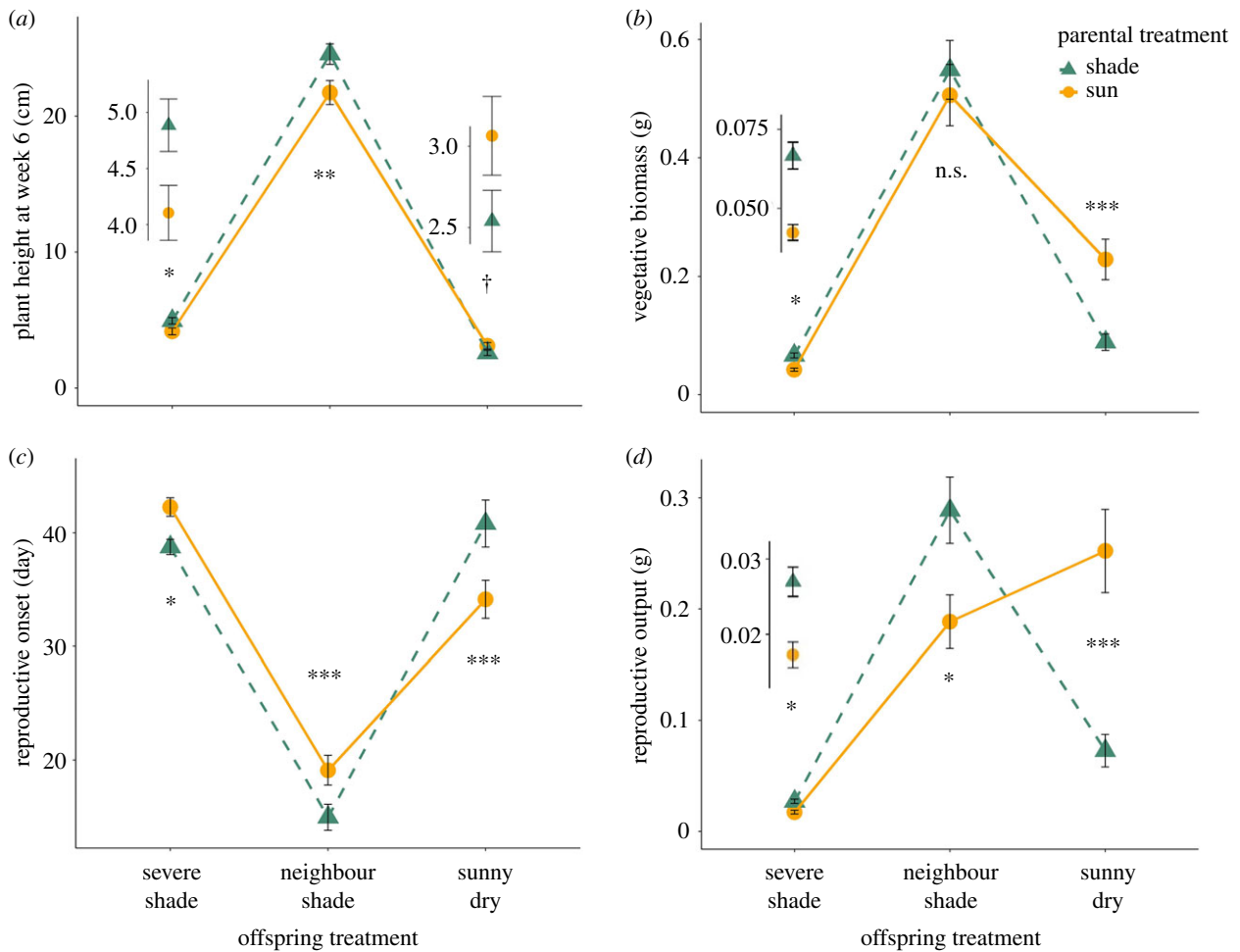


Figure 3. Effects of parental sun versus parental shade on fitness traits of offspring grown in contrasting treatments. Means \pm s.e. are shown (pooled across 5 genotypes) for (a) plant height at week 6, (b) total vegetative biomass, (c) number of days to reproductive onset and (d) lifetime reproductive output. For each trait, significance tests for the effect of parental shade versus parental sun within each offspring treatment are shown (simple effects tests; † $p < 0.10$, * $p < 0.05$, ** $p < 0.01$, *** $p < 0.001$, non-significant (n.s.) $p \geq 0.10$; details in Methods). Insets show enlarged scale for significant or marginally n.s. results within stressful, low-growth treatments. (Online version in colour.)

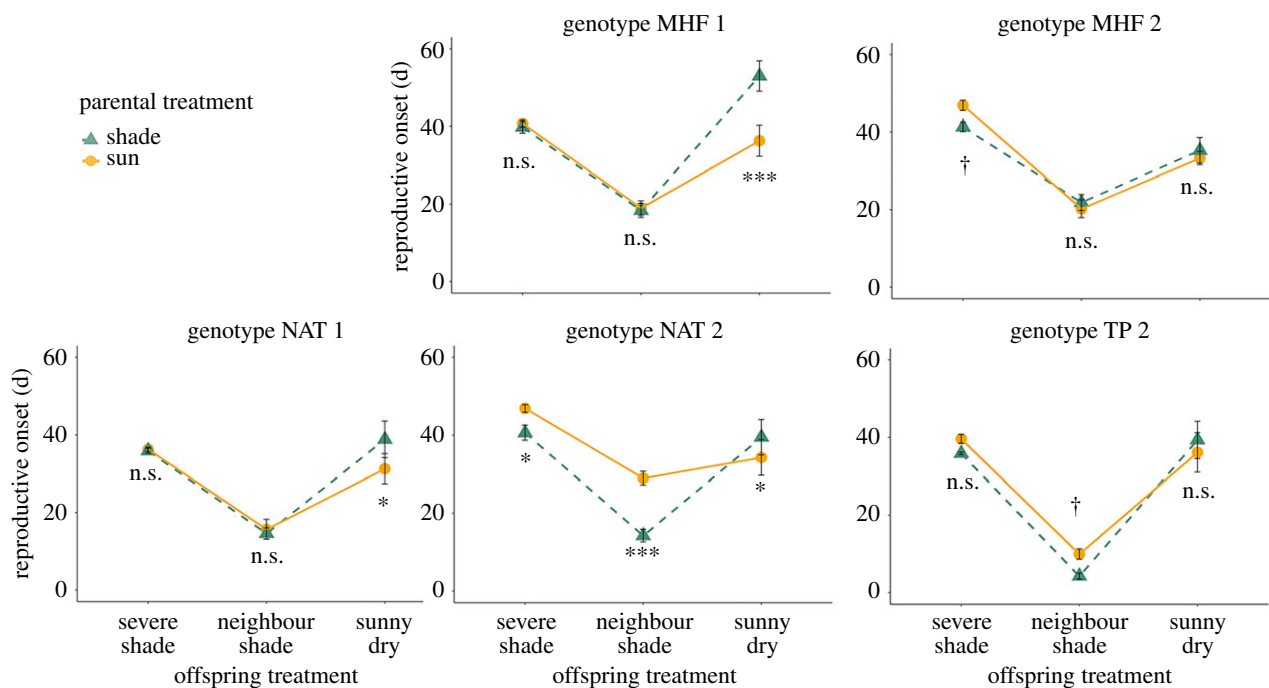


Figure 4. Effects of parental sun versus parental shade on each genotype's time of reproductive onset in three contrasting offspring treatments. Means \pm s.e. are shown. For each genotype, significance tests for the effect of parental shade versus parental sun within each offspring treatment are shown (simple effects tests; † $p < 0.10$, * $p < 0.05$, *** $p < 0.001$, non-significant (n.s.) $p \geq 0.10$; details in Methods). (Online version in colour.)

than progeny of full-sun parents: as target plants, they more successfully maintained high growth rates, early reproductive onset, and total reproductive output against a background of competing individuals, and as background plants, they more effectively suppressed the growth and fitness of target plants.

Such among-individual variation in competitive ability is generally assumed to result from genetic differences, and indeed many studies have confirmed that genotypes may differ in one or both aspects of competitive ability (e.g. [104,106–113]), including in a closely related *Polygonum* species [114]. By contrast, the possible influence of parental environment on competitive interactions has seldom been rigorously tested (i.e. by holding genotype constant; [49]). Here, we present the first evidence for a substantial and specifically adaptive effect of parental environment on competitive ability in a similar (shade) environment. Notably, although the growth and fitness of target plants in competitive arrays differed on average among *Polygonum* genotypes, more of the variation in height, biomass and lifetime reproductive output was explained by the parental treatments of the target and background plants than by their genotype, and the parental environment of just the target plant had as great an impact on its reproductive output as did its genotype. This finding raises the possibility that competitive outcomes in plant populations may be strongly shaped by environmentally induced transgenerational effects as well as by genotype.

Earlier studies have shown ‘silver-spoon’ environmental effects, in which progeny of resource-poor or environmentally stressed maternal individuals have lower growth and reproduction in competition than progeny of resource-rich mothers (e.g. [41,43]; reviewed in [40,115]). In other cases, resource-deprived maternal animals and plants (such as those grown at higher density) may express adaptive offspring size plasticity [116] by producing *larger* or higher-quality eggs or seeds [49,56,117] that are able to grow successfully under competitive conditions. Whether negative or positive, such overall provisioning effects are likely to influence growth and hence competitive performance in any offspring environment.

By contrast, the superior competitive effect and response of shade-produced *Polygonum* progeny likely reflect the specific developmental effects of parental shade on progeny height and shading power, two traits that allow plants to overtop and thereby suppress competitors while maximizing their own access to available photons ([77]; e.g. [118–122]). Along with the greater rate of height extension documented here—an effect that increased over time in contrast to expectations (see below, §4b last paragraph)—a previous study with the same *P. persicaria* genotypes and glasshouse treatments showed that seedling progeny of shaded parents produced more vegetative biomass, increased allocation to leaf tissue and produced larger, thinner leaves, resulting in greater whole-plant leaf area [82].

Unlike the ‘silver-spoon’ effects on competition discussed above, shaded *P. persicaria* parents altered these specific developmental traits of offspring without increasing overall provisioning [82]. Moreover, expression of these inherited environmental effects was context-dependent: trait changes due to parental shade were more pronounced when progeny were grown in glasshouse shade that mimicked the spectral signal of neighbour or canopy vegetation than in full sun [82]. Such specific changes to phenotypic expression of offspring

may result from environmentally induced parental adjustments to cytoplasmic signalling constituents of egg or seed tissues, such as hormones, small or noncoding RNAs, and proteins, or to environment-specific epigenetic modifications of DNA [34,123–125]. Previous work with *P. persicaria* has confirmed that DNA methylation changes substantially mediate the transgenerational developmental effects of both shade and drought stress in this system [82,83]. Note that here we present data documenting the effects of parental shade on progeny competitive ability only in a shaded progeny treatment. Because the expression of specific transgenerational modifications (as well as possible fitness costs of those trait states) may vary depending on offspring conditions, the competitive consequences of parental shade effects could well differ in direction and/or magnitude in alternative abiotic progeny conditions such as dry soil or intense insolation.

(b) Parental shade increased progeny growth and fitness in both severe and neighbour shade, but reduced growth and fitness in sunny, dry conditions

Contrasting parental light environments caused surprisingly large (and highly significant) fitness differences over the full life cycle of *P. persicaria* progeny. Offspring of shaded parents had faster reproductive onset and considerably higher lifetime reproductive output when grown in both severe simulated understorey shade and neighbour shade. These data provide one of very few documented examples of specifically adaptive transgenerational effects of parental conditions on the lifetime reproductive fitness of progeny in similar environments. To our knowledge, such fitness effects have previously been shown only in food-limited mosquitoes [53] and in planktonic marine crustaceans exposed to pathogens [52] or heavy metals [54]. Our data also revealed a substantial negative fitness effect of parental shade on progeny grown in dissimilar conditions: in a sunny, dry environment, the offspring of shaded parents had *delayed* reproductive onset and dramatically *decreased* lifetime reproductive output relative to progeny of parents that had grown in full sun. These findings indicate that, at least in certain taxa, environmental conditions experienced by parent individuals may lead to strongly adaptive or maladaptive effects on fitness, depending on progeny conditions. Note that the pronounced fitness effects of parental environment were not driven solely by changes in phenology, as these effects were highly significant even after accounting for flowering time as a covariate.

Most of the (relatively few) cases in which parental conditions have been shown to influence lifetime fitness of progeny reflect direct provisioning changes that consistently either reduce or enhance progeny growth (e.g. [45]; discussed in §4a above). By contrast, *P. persicaria* progeny showed context-dependent fitness effects that likely reflect specific transgenerational adjustments: as noted above, in a previous study with these same genotypes, progeny of shaded parents produced shade-appropriate phenotypes with greater leaf allocation and larger, thinner leaves [82]. Functionally, the resulting increase in photosynthetic surface area per unit plant mass would maximize growth in either canopy or neighbour shade [68,69,126–129]—as indicated by the higher total biomass of shade progeny in these conditions—but could also account for the maladaptive growth and fitness effects of parental shade on offspring in sunny, dry conditions, where

larger, structurally thinner leaves would lose more water to transpiration [69]. In a different set of *P. persicaria* genotypes, offspring of low-light parents had equal biomass but significantly shorter roots by day 3 of development than offspring of isogenic full-sun parents [81], a developmental adjustment that would likewise be maladaptive in dry soil, where seedlings must quickly extend roots to gain access to available moisture [130–132].

The significantly greater lifetime fitness of shade-produced *P. persicaria* offspring that were themselves grown in shade treatments exemplifies adaptive transgenerational plasticity, in which parent individuals respond to environmental conditions by altering their progeny in ways that are specifically adaptive to those conditions (see [17–33]). Clearly, the fitness impact of these plastic adjustments will depend on whether progeny encounter similar or contrasting environmental challenges; the transgenerational effect of parental shade on fitness of progeny in sunny, dry conditions was even more strongly *negative*. When parent and offspring environments match, such specific transgenerational effects may help populations to persist in altered or stressful conditions, by allowing many individuals in the progeny generation to maintain fitness without the lag time (and serendipity) required for favourable allelic variants to selectively increase [34,37,47,133]. Yet when progeny encounter a different environmental state than that of the parent—for example, in the case of passive dispersal across a patchy landscape, or a temporal change *in situ* from one generation to the next—transgenerational developmental modifications can result in reduced fitness that may likewise be expressed in many individuals at once [50,60,134–136].

Although parental light environment clearly has a pronounced impact in *P. persicaria*, the extent to which such inherited effects may be important for realized fitness outcomes more generally, and in natural populations, is not yet known. Evidence for parental effects on lifetime competitive success and reproductive fitness may be lacking because studies have seldom tested for them: because any effects of parental environments on offspring phenotypes are generally expected to diminish during ontogeny ([50,137]; e.g. [29,33,138,139]), many studies that have identified putatively adaptive transgenerational effects have measured only developmental traits expressed early in the life cycle ([21], but see [23,26] for data on juvenile mortality). Similarly, studies of epigenetically mediated inherited effects (e.g. methylation changes in plants) have rarely examined fitness consequences directly [25,140,141], but have focused instead on differences in developmental and reproductive timing, allocation, and herbivore damage [140,142,143], or on gene expression changes [144]. In a careful meta-analysis of 58 transgenerational studies, Uller *et al.* [50] found that effects of parental environment on putatively fitness-related functional and developmental traits were generally ‘subtle’ compared with direct effects of the offspring’s immediate environment. However, their analysis showed that the impact of parental environment on offspring traits varied enormously among studies, as well as among traits within studies (see also [38,137]). Like other aspects of plasticity, transgenerational effects will no doubt vary for different taxa, environmental states and progeny traits. A broader understanding of the possible impact of such effects in natural populations will require lifetime fitness data from appropriately designed experiments with diverse biological systems, in naturalistic alternative environments [50].

(c) Transgenerational effects of parental shade versus sun on competitive performance and fitness varied among genotypes

In addition to generally small but significant (or marginally non-significant) average differences, the five *P. persicaria* genotypes varied significantly in the effects of parental light environment on competitive and fitness traits of their progeny. Just as genotypes vary in their plastic responses to the immediate environment (references in [133,145,146]), genotypic variation for transgenerational plasticity is a common if not ubiquitous feature of these systems [61] that has been documented previously in other genotypes of *P. persicaria* [81,83] as well as many other plant and animal taxa (e.g. [49,147–151]). Such statistical *genotype by parental environment* effects reflect the influence of inherited, environmentally induced modulations of cytoplasmic and epigenetic signalling factors on the progeny individual’s gene expression pathways (references in [133]). Hence, although heritable parent environment effects are often considered to be ‘decoupled’ from genetic variation [37], the two modes of inheritance interact, resulting in genotype-specific patterns of transgenerational plasticity ([83,151–154]). When such variation occurs within populations, it may provide a substrate for further adaptive evolution of parental effects [20,147,148,155]. Although our multi-population sample of genotypes was not designed to address this issue, the pronounced differences between the two pairs of genotypes drawn from the same populations (MHF 1 and 2, and NAT 1 and 2; figure 4) suggest that this type of variation is likely present in this system, but there is no indication in this limited sample of consistent population differences.

Because our design allowed us to test the effects of both parent and offspring treatment on individual genotypes, the results revealed an even more complex aspect of biological interaction. As discussed (see §4b), the fitness impact of parental shade versus sun was very different in alternative progeny environments, demonstrating how inherited and immediate environmental factors jointly shape individual phenotypic outcomes [24,34,82,137]. Genotypes also differed in their responses to both parental and immediate conditions, leading to *genotype by environment by parent environment* interactions that were statistically significant for reproductive onset (and nearly so for plant height, a key competitive trait). Plasticity studies use the term *norm of reaction* to describe an individual’s pattern of phenotypic response to a given set of environments, such as the contrasting offspring treatments we studied ([145,156]; reviewed in [133]). This characteristic response pattern is usually considered to be genetically determined [35,157,158]. These results suggest that, instead, the norm of reaction entails response to a particular combination of parental and immediate environments [38,152]. For example, the effect of parental shade versus sun on reproductive onset in the *P. persicaria* genotypes was not to move their response norms similarly up or down, as would be predicted by a ‘silver spoon’ parental effect on overall offspring size or quality. Instead, the impact of parental environment on norms of reaction varied, depending on the particular genotype in question (cf. figure 4).

These data thus illustrate at the genotype level a view of transgenerational plasticity as ‘differences in offspring phenotype that occur due to the interaction between the current generation and the previous generation’s environmental

conditions' ([21], cited in [38]). Such highly complex effects on fitness-related traits can be expected to render natural selection based on genetic variants *per se* less efficient, altering selective trajectories on those variants, and potentially maintaining allelic variation in environmentally heterogeneous populations ([34,159–162]; further references in [133]). Conversely, if patterns of environmental variation are predictable within or across generations, and complex genotypic fitness differences are therefore consistently expressed, selection may shape the particular way a population integrates parental with immediate environmental factors to most effectively generate adaptive phenotypes [38,50,163–165]. This would lead to population-specific patterns of *genotype by environment by parent environment* interactions, rather than to simpler among-population differences in transgenerational effects *per se*. Testing for such potentially complex aspects of local adaptation poses a fascinating question but is beyond the scope of the present study: this requires comparing populations from sites that differ in quantified patterns of both environmental variation and temporal autocorrelation.

5. Conclusion

Both empiricists and theoreticians have emphasized the importance of a better understanding of plasticity—including transgenerational plasticity—to assess the prospects for adaptation to rapidly changing environments [35,38,50,166]. This consensus reflects the realization that it is not DNA sequence variation alone that will determine the potential for future adaptation, but rather the phenotypes that are actually expressed in future environments and their fitness consequences [2,38,167,168]. We identified strong adaptive and maladaptive effects of parental shade on both the competitive performance and the lifetime reproductive output of progeny, depending

on whether the progeny were themselves growing in shaded or sunny, dry conditions. These data make clear that parental environment may substantially influence not only the early development but also the fitness of offspring, in ways that depend in turn on offspring environment. When adaptive transgenerational effects are context-dependent, as in this case, their potential contribution to adaptive rescue will depend on the precise distribution of environmental states, both spatially (with respect to dispersal) and temporally. Furthermore, when genotypes vary in these context-dependent effects, further adaptive evolution of transgenerational effects may be subject to complex selective dynamics, especially if environmental conditions become more variable in the future. Further studies testing genotypic responses to realistic combinations of parental and progeny environments may provide critical insights to the potential for future adaptation in diverse natural systems.

Data accessibility. The datasets generated and analysed for this study are available as part of the electronic supplementary material.

Authors' contributions. B.H.B. and S.E.S. designed the experiments. B.H.B., M.L.-I. and R.W. conducted the experiments, B.H.B. carried out the statistical analyses, B.H.B. and S.E.S. interpreted results and co-wrote the manuscript.

Competing interests. We declare we have no competing interests.

Funding. Research funds were provided by a project grant from Wesleyan University to S.E.S. Support for B.H.B. was provided by a partial stipend from the Biology Department. M.L.-I. and R.W. were supported by summer research fellowships from Wesleyan's College of the Environment and College of Integrative Sciences, respectively, with additional support from the Biology Department.

Acknowledgements. We thank Tim Early and Ashley Morse for their capable assistance harvesting and processing experimental plants. We also thank Drs Frederick Cohan and Joseph Coolon for valuable discussion, and Dr Robert Kabacoff of the Wesleyan University Quantitative Analysis Center for statistical consultation.

References

- Hendry AP, Gotanda KM, Svensson EI. 2017 *Human influences on evolution, and the ecological and societal consequences*. *Phil. Trans. R. Soc. B* **372**, 20160028. (doi:10.1098/rstb.2016.0028)
- Chevin LM, Collins S, Lefèvre F. 2013 Phenotypic plasticity and evolutionary demographic responses to climate change: taking theory out to the field. *Funct. Ecol.* **27**, 967–979. (doi:10.1111/j.1365-2435.2012.02043.x)
- Botero CA, Weissing FJ, Wright J, Rubenstein DR. 2015 Evolutionary tipping points in the capacity to adapt to environmental change. *Proc. Natl Acad. Sci. USA* **112**, 184–189. (doi:10.1073/pnas.1408589111)
- Carlson SM, Cunningham CJ, Westley PA. 2014 Evolutionary rescue in a changing world. *Trends Ecol. Evol.* **29**, 521–530. (doi:10.1016/j.tree.2014.06.005)
- Visser ME. 2008 Keeping up with a warming world; assessing the rate of adaptation to climate change. *Proc. R. Soc. B* **275**, 649–659. (doi:10.1098/rspb.2007.0997)
- Hoffmann AA, Sgrò CM. 2011 Climate change and evolutionary adaptation. *Nature* **470**, 479. (doi:10.1038/nature09670)
- Charmantier A, McCleery RH, Cole LR, Perrins C, Kruuk LE, Sheldon BC. 2008 Adaptive phenotypic plasticity in response to climate change in a wild bird population. *Science* **320**, 800–803. (doi:10.1126/science.1157174)
- Ozgul A, Childs DZ, Oli MK, Armitage KB, Blumstein DT, Olson LE, Tuljapurkar S, Coulson T. 2010 Coupled dynamics of body mass and population growth in response to environmental change. *Nature* **466**, 482–485. (doi:10.1038/nature09210)
- Hendry AP, Farrugia TJ, Kinnison MT. 2008 Human influences on rates of phenotypic change in wild animal populations. *Mol. Ecol.* **17**, 20–29. (doi:10.1111/j.1365-294X.2007.03428.x)
- Merilä J, Hendry AP. 2014 Climate change, adaptation, and phenotypic plasticity: the problem and the evidence. *Evol. Appl.* **7**, 1–14. (doi:10.1111/eva.12137)
- Matesanz S, Gianoli E, Valladares F. 2010 Global change and the evolution of phenotypic plasticity in plants. *Ann. NY Acad. Sci.* **1206**, 35–55. (doi:10.1111/j.1749-6632.2010.05704.x)
- Charmantier A, Gienapp P. 2014 Climate change and timing of avian breeding and migration: evolutionary versus plastic changes. *Evol. Appl.* **7**, 15–28. (doi:10.1111/eva.12126)
- Padilla DK, Adolph SC. 1996 Plastic inducible morphologies are not always adaptive: the importance of time delays in a stochastic environment. *Evol. Ecol.* **10**, 105–117. (doi:10.1007/BF01239351)
- DeWitt TJ, Sih A, Wilson DS. 1998 Costs and limits of phenotypic plasticity. *Trends Ecol. Evol.* **13**, 77–81. (doi:10.1016/S0169-5347(97)01274-3)
- Miner BG, Sultan SE, Morgan SG, Padilla DK, Relyea RA. 2005 Ecological consequences of phenotypic plasticity. *Trends Ecol. Evol.* **20**, 685–692. (doi:10.1016/j.tree.2005.08.002)
- Auld JR, Agrawal AA, Relyea RA. 2010 Re-evaluating the costs and limits of adaptive phenotypic plasticity. *Proc. R. Soc. B* **277**, 503–511. (doi:10.1098/rspb.2009.1355)

17. Mousseau TA, Fox CW. 1998 *Maternal effects as adaptations*. New York, NY: Oxford University Press.
18. Sultan SE. 2000 Phenotypic plasticity for plant development, function and life history. *Trends Plant Sci.* **5**, 537–542. (doi:10.1016/S1360-1385(00)01797-0)
19. Uller T. 2008 Developmental plasticity and the evolution of parental effects. *Trends Ecol. Evol.* **23**, 432–438. (doi:10.1016/j.tree.2008.04.005)
20. Herman JJ, Sultan SE. 2011 Adaptive transgenerational plasticity in plants: case studies, mechanisms, and implications for natural populations. *Front. Plant Sci.* **2**, 102. (doi:10.3389/fpls.2011.00102)
21. Salinas S, Brown SC, Mangel M, Munch SB. 2013 Non-genetic inheritance and changing environments. *Non-Genetic Inheritance* **1**, 38–50. (doi:10.2478/ngi-2013-0005)
22. Mousseau TA, Fox CW. 1998 The adaptive significance of maternal effects. *Trends Ecol. Evol.* **13**, 403–407. (doi:10.1016/S0169-5347(98)01472-4)
23. Galloway LF, Etterson JR. 2007 Transgenerational plasticity is adaptive in the wild. *Science* **318**, 1134–1136. (doi:10.1126/science.1148766)
24. Sultan SE, Barton K, Wilczek AM. 2009 Contrasting patterns of transgenerational plasticity in ecologically distinct congeners. *Ecology* **90**, 1831–1839. (doi:10.1890/08-1064.1)
25. Scoville AG, Barnett LL, Bodbyl-Roels S, Kelly JK, Hileman LC. 2011 Differential regulation of a MYB transcription factor is correlated with transgenerational epigenetic inheritance of trichome density in *Mimulus guttatus*. *New Phytol.* **191**, 251–263. (doi:10.1111/j.1469-8137.2011.03656.x)
26. Herman JJ, Sultan SE, Horgan-Kobelski T, Riggs C. 2012 Adaptive transgenerational plasticity in an annual plant: grandparental and parental drought stress enhance performance of seedlings in dry soil. *Integr. Comp. Biol.* **52**, 77–88. (doi:10.1093/icb/ics041)
27. Latzel V, Janeček Š, Doležal J, Klimešová J, Bossdorf O. 2014 Adaptive transgenerational plasticity in the perennial *Plantago lanceolata*. *Oikos* **123**, 41–46. (doi:10.1111/j.1600-0706.2013.00537.x)
28. Moriuchi KS *et al.* 2016 Salinity adaptation and the contribution of parental environmental effects in *Medicago truncatula*. *PLoS ONE* **11**, e0150350. (doi:10.1371/journal.pone.0150350)
29. Agrawal AA, Laforsch C, Tollrian R. 1999 Transgenerational induction of defences in animals and plants. *Nature* **401**, 60–63. (doi:10.1038/43425)
30. Donelson J, Munday P, McCormick M, Pitcher C. 2012 Rapid transgenerational acclimation of a tropical reef fish to climate change. *Nat. Clim. Change* **2**, 30–32. (doi:10.1038/nclimate1323)
31. Miller GM, Watson S-A, Donelson JM, McCormick MI, Munday PL. 2012 Parental environment mediates impacts of increased carbon dioxide on a coral reef fish. *Nat. Clim. Change* **2**, 858–861. (doi:10.1038/nclimate1599)
32. Salinas S, Munch SB. 2012 Thermal legacies: transgenerational effects of temperature on growth in a vertebrate. *Ecol. Lett.* **15**, 159–163. (doi:10.1111/j.1461-0248.2011.01721.x)
33. Shama LN, Strobel A, Mark FC, Wegner KM. 2014 Transgenerational plasticity in marine sticklebacks: maternal effects mediate impacts of a warming ocean. *Funct. Ecol.* **28**, 1482–1493. (doi:10.1111/1365-2435.12280)
34. Bonduriansky R, Day T. 2009 Nongenetic inheritance and its evolutionary implications. *Ann. Rev. Ecol. Evol. Syst.* **40**, 103–125. (doi:10.1146/annurev.ecolsys.39.110707.173441)
35. Chevin L-M, Lande R, Mace GM. 2010 Adaptation, plasticity, and extinction in a changing environment: towards a predictive theory. *PLoS Biol.* **8**, e1000357. (doi:10.1371/journal.pbio.1000357)
36. Hoyle RB, Ezard TH. 2012 The benefits of maternal effects in novel and in stable environments. *J. R. Soc. Interface* **9**, 2403–2413. (doi:10.1098/rsif.2012.0183)
37. Klironomos FD, Berg J, Collins S. 2013 How epigenetic mutations can affect genetic evolution: model and mechanism. *Bioessays* **35**, 571–578. (doi:10.1002/bies.201200169)
38. Donelson JM, Salinas S, Munday PL, Shama LN. 2018 Transgenerational plasticity and climate change experiments: where do we go from here? *Glob. Change Biol.* **24**, 13–34. (doi:10.1111/gcb.13903)
39. Grafen A. 1988 On the uses of data on lifetime reproductive success. In *Reproductive success: studies of individual variation in contrasting breeding systems* (ed. T Clutton-Brock), ch. 28, pp. 454–471. Chicago, IL: University of Chicago Press.
40. Roach DA, Wulff RD. 1987 Maternal effects in plants. *Annu. Rev. Ecol. Syst.* **18**, 209–235. (doi:10.1146/annurev.es.18.110187.001233)
41. Stratton D. 1989 Competition prolongs expression of maternal effects in seedlings of *Erigeron annuus* (Asteraceae). *Am. J. Bot.* **76**, 1646–1653. (doi:10.1002/j.1537-2197.1989.tb15149.x)
42. Miao S, Bazzaz F, Primack R. 1991 Effects of maternal nutrient pulse on reproduction of two colonizing *Plantago* species. *Ecology* **72**, 586–596. (doi:10.2307/2937198)
43. Miao SL, Bazzaz FA, Primack RB. 1991 Persistence of maternal nutrient effects in *Plantago major*: the third generation. *Ecology* **72**, 1634–1642. (doi:10.2307/1940963)
44. Hafer N, Ebil S, Uller T, Pike N. 2011 Transgenerational effects of food availability on age at maturity and reproductive output in an asexual collembolan species. *Biol. Lett.* **7**, 755–758. (doi:10.1098/rsbl.2011.0139)
45. Blödner C, Goebel C, Feussner I, Gatz C, Polle A. 2007 Warm and cold parental reproductive environments affect seed properties, fitness, and cold responsiveness in *Arabidopsis thaliana* progenies. *Plant Cell Environ.* **30**, 165–175. (doi:10.1111/j.1365-3040.2006.01615.x)
46. Whittle C, Otto S, Johnston MO, Krochko J. 2009 Adaptive epigenetic memory of ancestral temperature regime in *Arabidopsis thaliana*. *Botany* **87**, 650–657. (doi:10.1139/B09-030)
47. Uller T. 2012 The evolution of parental care. In *Parental effects in development and evolution* (eds NJ Royle, PT Smiseth, M Kölliker), ch.14, pp. 247–266. Oxford, UK: Oxford University Press. (doi:10.1093/acprof:oso/9780199692576.003.0014)
48. Grossniklaus U, Kelly WG, Ferguson-Smith AC, Pembrey M, Lindquist S. 2013 Transgenerational epigenetic inheritance: how important is it? *Nat. Rev. Genet.* **14**, 228. (doi:10.1038/nrg3435)
49. Bossdorf O, Shuja Z, Banta JA. 2009 Genotype and maternal environment affect belowground interactions between *Arabidopsis thaliana* and its competitors. *Oikos* **118**, 1541–1551. (doi:10.1111/j.1600-0706.2009.17559.x)
50. Uller T, Nakagawa S, English S. 2013 Weak evidence for anticipatory parental effects in plants and animals. *J. Evol. Biol.* **26**, 2161–2170. (doi:10.1111/jeb.12212)
51. Storm JJ, Lima SL. 2010 Mothers forewarn offspring about predators: a transgenerational maternal effect on behavior. *Am. Nat.* **175**, 382–390. (doi:10.1086/650443)
52. Little TJ, O'Connor B, Colegrave N, Watt K, Read AF. 2003 Maternal transfer of strain-specific immunity in an invertebrate. *Curr. Biol.* **13**, 489–492. (doi:10.1016/S0960-9822(03)00163-5)
53. Grech K, Maung LA, Read AF. 2007 The effect of parental rearing conditions on offspring life history in *Anopheles stephensi*. *Malar. J.* **6**, 130. (doi:10.1186/1475-2875-6-130)
54. Kwok KW, Grist EP, Leung KM. 2009 Acclimation effect and fitness cost of copper resistance in the marine copepod *Tigriopus japonicus*. *Ecotoxicol. Environ. Saf.* **72**, 358–364. (doi:10.1016/j.ecoenv.2008.03.014)
55. Suter L, Widmer A. 2013 Environmental heat and salt stress induce transgenerational phenotypic changes in *Arabidopsis thaliana*. *PLoS ONE* **8**, e60364. (doi:10.1371/journal.pone.0060364)
56. Allen RM, Buckley YM, Marshall DJ. 2007 Offspring size plasticity in response to intraspecific competition: an adaptive maternal effect across life-history stages. *Am. Nat.* **171**, 225–237. (doi:10.1086/524952)
57. Lau JA, Peiffer J, Reich PB, Tiffin P. 2008 Transgenerational effects of global environmental change: long-term CO₂ and nitrogen treatments influence offspring growth response to elevated CO₂. *Oecologia* **158**, 141. (doi:10.1007/s00442-008-1127-6)
58. Holeski L. 2007 Within and between generation phenotypic plasticity in trichome density of *Mimulus guttatus*. *J. Evol. Biol.* **20**, 2092–2100. (doi:10.1111/j.1420-9101.2007.01434.x)
59. Bateson P *et al.* 2004 Developmental plasticity and human health. *Nature* **430**, 419–421. (doi:10.1038/nature02725)
60. Bateson P, Gluckman P, Hanson M. 2014 The biology of developmental plasticity and the predictive adaptive response hypothesis. *J. Physiol.*

- 592, 2357–2368. (doi:10.1113/jphysiol.2014.271460)
61. Herman JJ, Spencer HG, Donohue K, Sultan SE. 2014 How stable 'should' epigenetic modifications be? Insights from adaptive plasticity and bet hedging. *Evolution* **68**, 632–643. (doi:10.1111/evo.12324)
62. Jensen N, Allen RM, Marshall DJ. 2014 Adaptive maternal and paternal effects: gamete plasticity in response to parental stress. *Funct. Ecol.* **28**, 724–733. (doi:10.1111/1365-2435.12195)
63. Guilbaud CS, Dalchau N, Purves DW, Turnbull LA. 2015 Is 'peak N' key to understanding the timing of flowering in annual plants? *New Phytol.* **205**, 918–927. (doi:10.1111/nph.13095)
64. Bazzaz FA. 1996 *Plants in changing environments: linking physiological, population, and community ecology*. Cambridge, UK: Cambridge University Press.
65. Sultan S, Wilczek A, Hann S, Brosi B. 1998 Contrasting ecological breadth of co-occurring annual *Polygonum* species. *J. Ecol.* **86**, 363–383. (doi:10.1046/j.1365-2745.1998.00265.x)
66. Valladares F, Niinemets Ü. 2008 Shade tolerance, a key plant feature of complex nature and consequences. *Ann. Rev. Ecol. Evol. Syst.* **39**, 237–257. (doi:10.1146/annurev.ecolsys.39.110707.173506)
67. Franklin KA. 2008 Shade avoidance. *New Phytol.* **179**, 930–944. (doi:10.1111/j.1469-8137.2008.02507.x)
68. Marin M, Blandino C, Laverack G, Toorop P, Powell A. In press. Responses of *Primula vulgaris* to light quality in the maternal and germination environments. *Plant Biol.* (doi:10.1111/plb.12849)
69. Fitter AH, Hay RK. 2012 *Environmental physiology of plants*. Cambridge, MA: Academic Press.
70. Sala OE *et al.* 2000 Global biodiversity scenarios for the year 2100. *Science* **287**, 1770–1774. (doi:10.1126/science.287.5459.1770)
71. Reusch TB, Wood TE. 2007 Molecular ecology of global change. *Mol. Ecol.* **16**, 3973–3992. (doi:10.1111/j.1365-294X.2007.03454.x)
72. Meehl GA, Tebaldi C. 2004 More intense, more frequent, and longer lasting heat waves in the 21st century. *Science* **305**, 994–997. (doi:10.1126/science.1098704)
73. Solomon S, Qin D, Manning M, Chen Z, Marquis M, Averyt KB, Tignor M, Miller HL (eds.). 2007 Contribution of Working Group I to the Fourth Assessment Report of the Intergovernmental Panel on Climate Change, 2007. Cambridge, UK: Cambridge University Press.
74. Rahmstorf S, Coumou D. 2011 Increase of extreme events in a warming world. *Proc. Natl Acad. Sci. USA* **108**, 17 905–17 909. (doi:10.1073/pnas.1101766108)
75. Katz RW, Brown BG. 1992 Extreme events in a changing climate: variability is more important than averages. *Clim. Change* **21**, 289–302. (doi:10.1007/BF00139728)
76. Alexander L *et al.* 2006 Global observed changes in daily climate extremes of temperature and precipitation. *J. Geophys. Res. Atmos.* **111**. (doi:10.1029/2005JD006290)
77. Craine JM, Dybzinski R. 2013 Mechanisms of plant competition for nutrients, water and light. *Funct. Ecol.* **27**, 833–840. (doi:10.1111/1365-2435.12081)
78. Lockwood JL, Cassey P, Blackburn T. 2005 The role of propagule pressure in explaining species invasions. *Trends Ecol. Evol.* **20**, 223–228. (doi:10.1016/j.tree.2005.02.004)
79. Mitchell RS, Dean JK. 1978 Polygonaceae (buckwheat family) of New York State. *Bull. NY Mus. Sci. Serv.*, no. 431.
80. Staniforth R, Cavers PB. 1979 Distribution of habitats of four annual smartweeds in Ontario. *Canad. Field-Nat.* **93**, 378–385.
81. Sultan SE. 1996 Phenotypic plasticity for offspring traits in *Polygonum persicaria*. *Ecology* **77**, 1791–1807. (doi:10.2307/2265784)
82. Baker BH, Berg LJ, Sultan SE. 2018 Context-dependent developmental effects of parental shade versus sun are mediated by DNA methylation. *Front. Plant Sci.* **9**, 1251. (doi:10.3389/fpls.2018.01251)
83. Herman JJ, Sultan SE. 2016 DNA methylation mediates genetic variation for adaptive transgenerational plasticity. *Proc. R. Soc. B* **283**, 20160988. (doi:10.1098/rspb.2016.0988)
84. Griffith TM, Sultan SE. 2005 Shade tolerance plasticity in response to neutral vs green shade cues in *Polygonum* species of contrasting ecological breadth. *New Phytol.* **166**, 141–147. (doi:10.1111/j.1469-8137.2004.01277.x)
85. Matesanz S, Horgan-Kobelski T, Sultan SE. 2014 Contrasting levels of evolutionary potential in populations of the invasive plant *Polygonum cespitosum*. *Biol. Invasions* **16**, 455–468. (doi:10.1007/s10530-013-0533-9)
86. Horgan-Kobelski TP. 2010 Contemporary evolution, response to novel environments, and ecological breadth in the invasive annual *Polygonum cespitosum*. MSc thesis, Wesleyan University, Middletown, CT, USA.
87. Matesanz S, Horgan-Kobelski T, Sultan SE. 2015 Evidence for rapid ecological range expansion in a newly invasive plant. *Aob Plants* **7**, plv038. (doi:10.1093/aobpla/plv038)
88. Sultan SE, Horgan-Kobelski T, Nichols LM, Riggs CE, Waples RK. 2013 A resurrection study reveals rapid adaptive evolution within populations of an invasive plant. *Evol. Appl.* **6**, 266–278. (doi:10.1111/j.1752-4571.2012.00287.x)
89. Benjamini Y, Hochberg Y. 1995 Controlling the false discovery rate: a practical and powerful approach to multiple testing. *J. R. Stat. Soc. B* **57**, 289–300. (doi:10.1111/j.2517-6161.1995.tb02031.x)
90. Scheiner SM, Gurevitch J. 2001 *Design and analysis of ecological experiments*, 2nd edn. Oxford, NY: Oxford University Press.
91. Cole J, Grizzle JE. 1966 Applications of multivariate analysis of variance to repeated measurements experiments. *Biometrics* **22**, 810–828. (doi:10.2307/2528076)
92. Olejnik S, Algina J. 2003 Generalized eta and omega squared statistics: measures of effect size for some common research designs. *Psychol. Methods* **8**, 434. (doi:10.1037/1082-989X.8.4.434)
93. Lakens D. 2013 Calculating and reporting effect sizes to facilitate cumulative science: a practical primer for *t*-tests and ANOVAs. *Front. Psychol.* **4**, 863. (doi:10.3389/fpsyg.2013.00863)
94. Winer BJ, Brown DR, Michels KM. 1991 *Statistical principles in experimental design*, 3rd edn. New York, NY: McGraw-Hill.
95. Keddy PA. 2001 *Competition*, 2nd edn. Dordrecht, The Netherlands: Kluwer Academic Publishers.
96. Kunstler G *et al.* 2016 Plant functional traits have globally consistent effects on competition. *Nature* **529**, 204. (doi:10.1038/nature16476)
97. Goldberg DE, Landa K. 1991 Competitive effect and response: hierarchies and correlated traits in the early stages of competition. *J. Ecol.* **79**, 1013–1030. (doi:10.2307/2261095)
98. Wang P, Stieglitz T, Zhou DW, Cahill Jr JF. 2010 Are competitive effect and response two sides of the same coin, or fundamentally different? *Funct. Ecol.* **24**, 196–207. (doi:10.1111/j.1365-2435.2009.01612.x)
99. Wilson SD, Keddy PA. 1986 Species competitive ability and position along a natural stress/disturbance gradient. *Ecology* **67**, 1236–1242. (doi:10.2307/1938679)
100. Goldberg DE, Fleetwood L. 1987 Competitive effect and response in four annual plants. *J. Ecol.* **75**, 1131–1143. (doi:10.2307/2260318)
101. Miller T, Werner P. 1987 Competitive effects and responses between plant species in a first-year old-field community. *Ecology* **68**, 1201–1210. (doi:10.2307/1939204)
102. Gurevitch J, Wilson P, Stone JL, Teese P, Stoutenburgh RJ. 1990 Competition among old-field perennials at different levels of soil fertility and available space. *J. Ecol.* **78**, 727–744. (doi:10.2307/2260895)
103. Thomsen MA, Corbin JD, D'Antonio CM. 2006 The effect of soil nitrogen on competition between native and exotic perennial grasses from northern coastal California. *Plant Ecol.* **186**, 23–35. (doi:10.1007/s11258-006-9109-4)
104. Cahill JF, Kembel SW, Gustafson DJ. 2005 Differential genetic influences on competitive effect and response in *Arabidopsis thaliana*. *J. Ecol.* **93**, 958–967. (doi:10.1111/j.1365-2745.2005.01013.x)
105. Fraser LH, Milette TE. 2008 Effect of minor water depth treatments on competitive effect and response of eight wetland plants. *Plant Ecol.* **195**, 33–43. (doi:10.1007/s11258-007-9296-7)
106. Turkington R, Harper JL. 1979 The growth, distribution and neighbour relationships of *Trifolium repens* in a permanent pasture: IV. Fine-scale biotic differentiation. *J. Ecol.* **67**, 245–254. (doi:10.2307/2259348)
107. Kelley SE, Clay K. 1987 Interspecific competitive interactions and the maintenance of genotypic variation within two perennial grasses. *Evol.* **41**, 92–103. (doi:10.1111/j.1558-5646.1987.tb05773.x)
108. Taylor DR, Aarssen LW. 1990 Complex competitive relationships among genotypes of three perennial grasses: implications for species coexistence. *Am. Nat.* **136**, 305–327. (doi:10.1086/285100)

109. Bossdorf O, Prati D, Auge H, Schmid B. 2004 Reduced competitive ability in an invasive plant. *Ecol. Lett.* **7**, 346–353. (doi:10.1111/j.1461-0248.2004.00583.x)
110. Fridley JD, Grime JP, Bilton M. 2007 Genetic identity of interspecific neighbours mediates plant responses to competition and environmental variation in a species-rich grassland. *J. Ecol.* **95**, 908–915. (doi:10.1111/j.1365-2745.2007.01256.x)
111. Willis C, Brock M, Weinig C. 2010 Genetic variation in tolerance of competition and neighbour suppression in *Arabidopsis thaliana*. *J. Evol. Biol.* **23**, 1412–1424. (doi:10.1111/j.1420-9101.2010.02003.x)
112. Wilson AJ, Gelin U, Perron M-C, Réale D. 2009 Indirect genetic effects and the evolution of aggression in a vertebrate system. *Proc. R. Soc. B* **276**, 533–541. (doi:10.1098/rspb.2008.1193)
113. Boulton K, Walling CA, Grimmer AJ, Rosenthal GG, Wilson AJ. 2018 Phenotypic and genetic integration of personality and growth under competition in the sheepshead swordtail, *Xiphophorus birchmanni*. *Evolution* **72**, 187–201. (doi:10.1111/evo.13398)
114. Corliss CT, Sultan SE. 2016 Evolutionary potential for increased invasiveness: high-performance *Polygonum cespitosum* genotypes are competitively superior in full sun. *Am. J. Bot.* **103**, 348–354. (doi:10.3732/ajb.1500306)
115. Fenner M, Thompson K. 2005 *The ecology of seeds*, pp. 1–31. Cambridge, UK; New York, NY, USA: Cambridge University Press.
116. Mousseau TA, Dingle H. 1991 Maternal effects in insect life histories. *Annu. Rev. Entomol.* **36**, 511–534. (doi:10.1146/annurev.en.36.010191.002455)
117. Einum S, Fleming IA. 1999 Maternal effects of egg size in brown trout (*Salmo trutta*): norms of reaction to environmental quality. *Proc. R. Soc. B* **266**, 2095–2100. (doi:10.1098/rspb.1999.0893)
118. Gaudet CL, Keddy PA. 1988 A comparative approach to predicting competitive ability from plant traits. *Nature* **334**, 242. (doi:10.1038/334242a0)
119. Hikosaka K, Hirose T. 1997 Leaf angle as a strategy for light competition: optimal and evolutionarily stable light-extinction coefficient within a leaf canopy. *Ecoscience* **4**, 501–507. (doi:10.1080/11956860.1997.11682429)
120. Schieving F, Poorter H. 1999 Carbon gain in a multispecies canopy: the role of specific leaf area and photosynthetic nitrogen-use efficiency in the tragedy of the commons. *New Phytol.* **143**, 201–211. (doi:10.1046/j.1469-8137.1999.00431.x)
121. Falster DS, Westoby M. 2003 Plant height and evolutionary games. *Trends Ecol. Evol.* **18**, 337–343. (doi:10.1016/S0169-5347(03)00061-2)
122. Violle C, Garnier E, Lecoer J, Roumet C, Podgeur C, Blanchard A, Navas M-L. 2009 Competition, traits and resource depletion in plant communities. *Oecologia* **160**, 747–755. (doi:10.1007/s00442-009-1333-x)
123. Jablonka E, Raz G. 2009 Transgenerational epigenetic inheritance: prevalence, mechanisms, and implications for the study of heredity and evolution. *Q. Rev. Biol.* **84**, 131–176. (doi:10.1086/598822)
124. Feil R, Fraga MF. 2012 Epigenetics and the environment: emerging patterns and implications. *Nat. Rev. Genet.* **13**, 97–109. (doi:10.1038/nrg3142)
125. Danchin É, Charmantier A, Champagne FA, Mesoudi A, Pujol B, Blanchet S. 2011 Beyond DNA: integrating inclusive inheritance into an extended theory of evolution. *Nat. Rev. Genet.* **12**, 475. (doi:10.1038/nrg3028)
126. Evans J, Poorter H. 2001 Photosynthetic acclimation of plants to growth irradiance: the relative importance of specific leaf area and nitrogen partitioning in maximizing carbon gain. *Plant Cell Environ.* **24**, 755–767. (doi:10.1046/j.1365-3040.2001.00724.x)
127. Navas M-L, Garnier E. 2002 Plasticity of whole plant and leaf traits in *Rubia peregrina* in response to light, nutrient and water availability. *Acta Oecologica* **23**, 375–383. (doi:10.1016/S1146-609X(02)01168-2)
128. Niinemets Ü, Valladares F, Ceulemans R. 2003 Leaf-level phenotypic variability and plasticity of invasive *Rhododendron ponticum* and non-invasive *Ilex aquifolium* co-occurring at two contrasting European sites. *Plant Cell Environ.* **26**, 941–956. (doi:10.1046/j.1365-3040.2003.01027.x)
129. Herr-Turoff A, Zedler JB. 2007 Does morphological plasticity of the *Phalaris arundinacea* canopy increase invasiveness? *Plant Ecol.* **193**, 265–277. (doi:10.1007/s11258-007-9264-2)
130. Mazer SJ. 1989 Ecological, taxonomic, and life history correlates of seed mass among Indiana dune angiosperms. *Ecol. Monogr.* **59**, 153–175. (doi:10.2307/2937284)
131. Hofmann M, Isselstein J. 2004 Effects of drought and competition by a ryegrass sward on the seedling growth of a range of grassland species. *J. Agron. Crop Sci.* **190**, 277–286. (doi:10.1111/j.1439-037X.2004.00117.x)
132. Moles AT, Westoby M. 2006 Seed size and plant strategy across the whole life cycle. *Oikos* **113**, 91–105. (doi:10.1111/j.0030-1299.2006.14194.x)
133. Sultan SE. 2015 *Organism and environment: ecological development, niche construction, and adaptation*, New York: NY: Oxford University Press.
134. Beaman JE, White CR, Seebacher F. 2016 Evolution of plasticity: mechanistic link between development and reversible acclimation. *Trends Ecol. Evol.* **31**, 237–249. (doi:10.1016/j.tree.2016.01.004)
135. Godfrey KM, Lillycrop KA, Burdge GC, Gluckman PD, Hanson MA. 2007 Epigenetic mechanisms and the mismatch concept of the developmental origins of health and disease. *Pediatr. Res.* **61**, 5R. (doi:10.1203/pdr.0b013e318045bedb)
136. Gluckman PD, Hanson MA, Spencer HG. 2005 Predictive adaptive responses and human evolution. *Trends Ecol. Evol.* **20**, 527–533. (doi:10.1016/j.tree.2005.08.001)
137. Auge GA, Leverett LD, Edwards BR, Donohue K. 2017 Adjusting phenotypes via within- and across-generational plasticity. *New Phytol.* **216**, 343–349. (doi:10.1111/nph.14495)
138. Rotem K, Agrawal AA, Kott L. 2003 Parental effects in *Pieris rapae* in response to variation in food quality: adaptive plasticity across generations? *Ecol. Entomol.* **28**, 211–218. (doi:10.1046/j.1365-2311.2003.00507.x)
139. Lindholm AK, Hunt J, Brooks R. 2006 Where do all the maternal effects go? Variation in offspring body size through ontogeny in the live-bearing fish *Poecilia parae*. *Biol. Lett.* **2**, 586–589. (doi:10.1098/rsbl.2006.0546)
140. Kalisz S, Purugganan MD. 2004 Epialleles via DNA methylation: consequences for plant evolution. *Trends Ecol. Evol.* **19**, 309–314. (doi:10.1016/j.tree.2004.03.034)
141. Richards CL, Verhoeven KJ, Bossdorf O. 2012 Evolutionary significance of epigenetic variation. In *Plant genome diversity*, vol. 1, pp. 257–274. Berlin, Germany: Springer.
142. Herrera CM, Bazaga P. 2011 Untangling individual variation in natural populations: ecological, genetic and epigenetic correlates of long-term inequality in herbivory. *Mol. Ecol.* **20**, 1675–1688. (doi:10.1111/j.1365-294X.2011.05026.x)
143. Zhang YY, Fischer M, Colot V, Bossdorf O. 2013 Epigenetic variation creates potential for evolution of plant phenotypic plasticity. *New Phytol.* **197**, 314–322. (doi:10.1111/nph.12010)
144. Colicchio JM, Miura F, Kelly JK, Ito T, Hileman LC. 2015 DNA methylation and gene expression in *Mimulus guttatus*. *BMC Genomics* **16**, 507. (doi:10.1186/s12864-015-1668-0)
145. Scheiner SM, Gurevitch J. 1993 *Design and analysis of ecological experiments*. New York: NY: Chapman and Hall.
146. Falconer DS, Mackay TFC. 1996 Introduction to quantitative genetics (4th edn). *Trends Genet.* **12**, 280. (doi:10.1016/0168-9525(96)81458-2)
147. Schmitt J, Niles J, Wulff RD. 1992 Norms of reaction of seed traits to maternal environments in *Plantago lanceolata*. *Am. Nat.* **139**, 451–466. (doi:10.1086/285338)
148. Wulff R, Caceres A, Schmitt J. 1994 Seed and seedling responses to maternal and offspring environments in *Plantago lanceolata*. *Funct. Ecol.* **8**, 763–769. (doi:10.2307/2390236)
149. Stjerma M, Little T. 2011 Genetic variation for maternal effects on parasite susceptibility. *J. Evol. Biol.* **24**, 2357–2363. (doi:10.1111/j.1420-9101.2011.02363.x)
150. Plaistow SJ, Shirley C, Collin H, Cornell SJ, Harney ED. 2015 Offspring provisioning explains clone-specific maternal age effects on life history and life span in the water flea, *Daphnia pulex*. *Am. Nat.* **186**, 376–389. (doi:10.1086/682277)
151. Vu WT, Chang PL, Moriuchi KS, Friesen ML. 2015 Genetic variation of transgenerational plasticity of offspring germination in response to salinity stress and the seed transcriptome of *Medicago truncatula*. *BMC Evol. Biol.* **15**, 59. (doi:10.1186/s12862-015-0322-4)

152. Sultan SE. In press. Genotype-environment interaction and the unscripted reaction norm. In *Cause and process in evolution* (ed. TUAK Laland). Cambridge, MA: MIT Press.
153. Bateson P, Gluckman P. 2011 *Plasticity, robustness, development and evolution*. Cambridge, UK: Cambridge University Press.
154. Herrera CM, Medrano M, Bazaga P. 2014 Variation in DNA methylation transmissibility, genetic heterogeneity and fecundity-related traits in natural populations of the perennial herb *Helleborus foetidus*. *Mol. Ecol.* **23**, 1085–1095. (doi:10.1111/mec.12679)
155. Case AL, Lacey EP, Hopkins RG. 1996 Parental effects in *Plantago lanceolata* L. II. Manipulation of grandparental temperature and parental flowering time. *Heredity* **76**, 287. (doi:10.1038/hdy.1996.42)
156. Stearns SC. 1989 The evolutionary significance of phenotypic plasticity. *Bioscience* **39**, 436–445. (doi:10.2307/1311135)
157. Nager R, Keller L, Van Noordwijk A, Mousseau T, Sinervo B, Endler J. 2000 Understanding natural selection on traits that are influenced by environmental conditions. In *Adaptive genetic variation in the wild* (eds TA Mousseau, B Sinervo, JA Endler), pp. 95–115. Oxford, UK: Oxford University Press.
158. DeWitt T, Scheiner S. 2004 Phenotypic variation from single genotypes. In *Phenotypic plasticity: functional and conceptual approaches* (eds TJ DeWitt, SM Scheiner), pp. 1–9. Oxford, UK: Oxford University Press.
159. Kirkpatrick M, Lande R. 1989 The evolution of maternal characters. *Evolution* **43**, 485–503. (doi:10.1111/j.1558-5646.1989.tb04247.x)
160. Gomulkiewicz R, Kirkpatrick M. 1992 Quantitative genetics and the evolution of reaction norms. *Evolution* **46**, 390–411. (doi:10.1111/j.1558-5646.1992.tb02047.x)
161. Geoghegan JL, Spencer HG. 2012 Population-epigenetic models of selection. *Theor. Popul. Biol.* **81**, 232–242. (doi:10.1016/j.tpb.2011.08.001)
162. Ledón-Rettig CC, Pfennig DW, Chunco AJ, Dworkin I. 2014 Cryptic genetic variation in natural populations: a predictive framework. *Integr. Comp. Biol.* **54**, 783–793. (doi: 10.1093/icb/ ICU077)
163. Ezard TH, Prizak R, Hoyle RB. 2014 The fitness costs of adaptation via phenotypic plasticity and maternal effects. *Funct. Ecol.* **28**, 693–701. (doi:10.1111/1365-2435.12207)
164. Leimar O, McNamara JM. 2015 The evolution of transgenerational integration of information in heterogeneous environments. *Am. Nat.* **185**, E55–E69. (doi:10.1086/679575)
165. Uller T, Pen I. 2011 A theoretical model of the evolution of maternal effects under parent–offspring conflict. *Evolution* **65**, 2075–2084. (doi:10.1111/j.1558-5646.2011.01282.x)
166. Bonduriansky R, Crean AJ, Day T. 2012 The implications of nongenetic inheritance for evolution in changing environments. *Evol. Appl.* **5**, 192–201. (doi:10.1111/j.1752-4571.2011.00213.x)
167. Sultan SE. 2007 Development in context: the timely emergence of eco-devo. *Trends Ecol. Evol.* **22**, 575–582. (doi:10.1016/j.tree.2007.06.014)
168. Horgan-Kobelski T, Matesanz S, Sultan SE. 2015 Limits to future adaptation in the invasive plant *Polygonum cespitosum*: expression of functional and fitness traits at elevated CO₂. *J. Hered.* **107**, 42–50. (doi:10.1093/jhered/esv070)